

Fund Fact Sheet

29/12/2023

Asset Class

Equities Europe, all Caps

Fund Characteristics

AUM	€ 1231,4 mn
Launch date	28/09/1990
Oldest share class (B)	LU0093570330
Turnover (2022) ¹	31%
Reference currency	EUR
Hedged share classes available in	USD / CHF
Legal structure	SICAV, UCITS
Domicile	Luxembourg
European Passport	Yes
Countries of registration	AT, BE, CH, DE, DK, ES, FI, FR, GB, IT, LU, NL, NO, SE, SG, PT
SFDR	Art. 8

Representative Market Index

MSCI Europe NR (EUR)

Fund Manager

Following two years as portfolio manager and investment advisor at Banque Degroof Luxembourg, **Ivan Bouillot** joined Banque de Luxembourg in 2000 as a financial analyst, and was appointed head of European equity investments for the Bank's fund range in 2004. Ivan has a degree in Business and Finance from the ICHEC University in Brussels. In 2000, he obtained his CEFA (Certified EFFAS Financial Analyst) diploma and he has been a CFA (chartered financial analyst) charter holder since 2006.

Management Company

BLI - Banque de Luxembourg Investments
16, boulevard Royal
L-2449 Luxembourg
Tel: (+352) 26 26 99 - 1
www.bli.lu

Dealing & Administrator Details

UI efa S.A.	
Tel	+352 48 48 80 582
Fax	+352 48 65 61 8002
Dealing frequency	daily ²
Cut-off time	12:00 CET
Front-load fee	max. 5%
Redemption fee	none
NAV calculation	daily ²
NAV publication	www.fundinfo.com



¹ min (purchases, sales) / average of net assets

² Luxembourg banking business day

Investment Policy

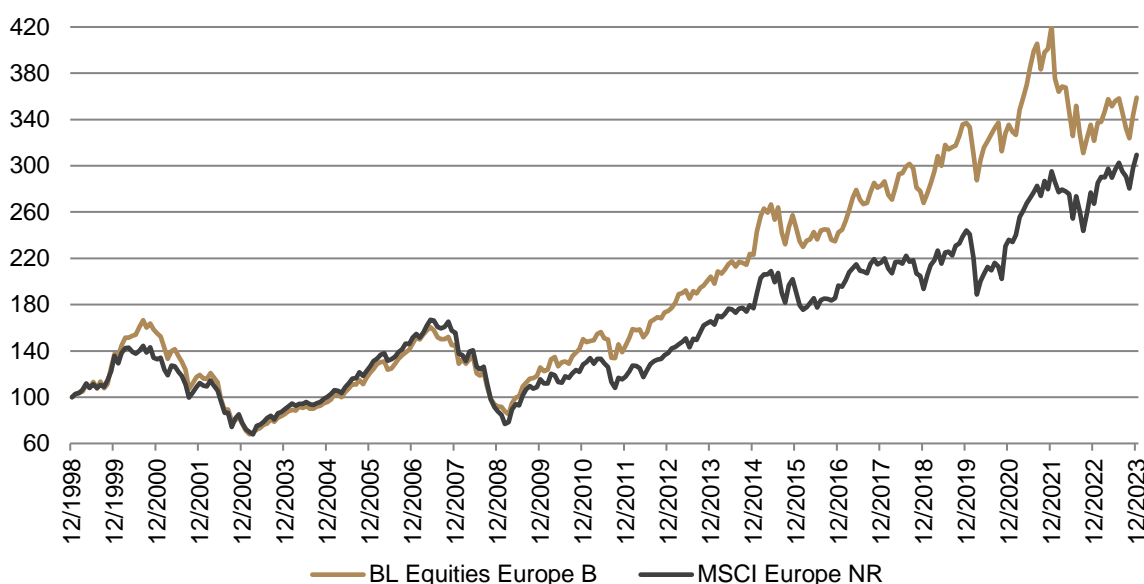
The fund's objective is to generate long-term capital gains by investing in high-quality European companies which have a sustainable competitive advantage and a sound ESG (environmental, social and governance) profile. It aims to achieve higher risk-adjusted returns than its benchmark universe over a full market cycle. A minimum of 30% of the fund's assets will be invested in sustainable assets.

Alongside these financial goals, targets have been set in terms of the portfolio's ESG performance and these are regularly monitored.

The fund manager implements an active, long-term strategy based on solid convictions.

Key Facts

- An active, fundamental, conviction-based approach (30 to 40 stocks), purely bottom-up and oriented towards the long term;
- As well as valuation, constant attention is paid to the financial and extra-financial quality of the companies in the portfolio;
- Integration of ESG factors at different stages of the investment process (exclusions, analysis, valuation, monitoring of controversies, voting policy and engagement);
- Regular review of the valuation of each stock and the average valuation of the portfolio;
- Non-benchmarked management resulting in significant deviations from the initial investment universe;
- Defined and quantifiable impact indicators on environmental, social, governance and human rights aspects;
- Low turnover.



Performance	2023	2022	2021	2020	2019
Fund (B shares)	11,6%	-23,6%	25,5%	-0,6%	25,9%
MSCI Europe NR	15,8%	-9,5%	25,1%	-3,3%	26,0%

Performance	1 month	3 months	6 months	1 year	3 years	5 years	10 years
Fund (B shares)	4,3%	8,0%	0,8%	11,6%	7,0%	34,0%	75,7%
MSCI Europe NR	3,7%	6,4%	4,2%	15,8%	31,2%	59,9%	86,9%

Annualised

Performance

	1 year	3 years	5 years	10 years
Fund (B shares)	11,6%	2,3%	6,0%	5,8%
MSCI Europe NR	15,8%	9,5%	9,8%	6,5%

Annualised

Volatility

	1 year	3 years	5 years	10 years
Fund (B shares)	12,4%	14,9%	16,3%	15,0%
MSCI Europe NR	12,3%	13,9%	17,9%	16,4%

The market index (MSCI Europe NR) is shown in the performance chart as well as in the performance tables above for performance measurement purposes only and it should under no circumstances be considered as an indication of a specific investment style or strategy.

Investors are also invited to consult the performance chart disclosed in the key investor document of the sub-fund.

Current Portfolio

29/12/2023

Top Holdings

Nestle	4,3%
Assa Abloy	4,2%
SGS SA	4,1%
Roche Holding	4,1%
Air Liquide	4,0%
Legrand	3,9%
Reckitt Benckiser	3,9%
SAP	3,8%
EssilorLuxottica	3,6%
Deutsche Boerse	3,2%

Summary Statistics

Weight of Top 10	38,9%
Number of holdings	42
Active Share vs MSCI Europe	71,9%

New Investments in December

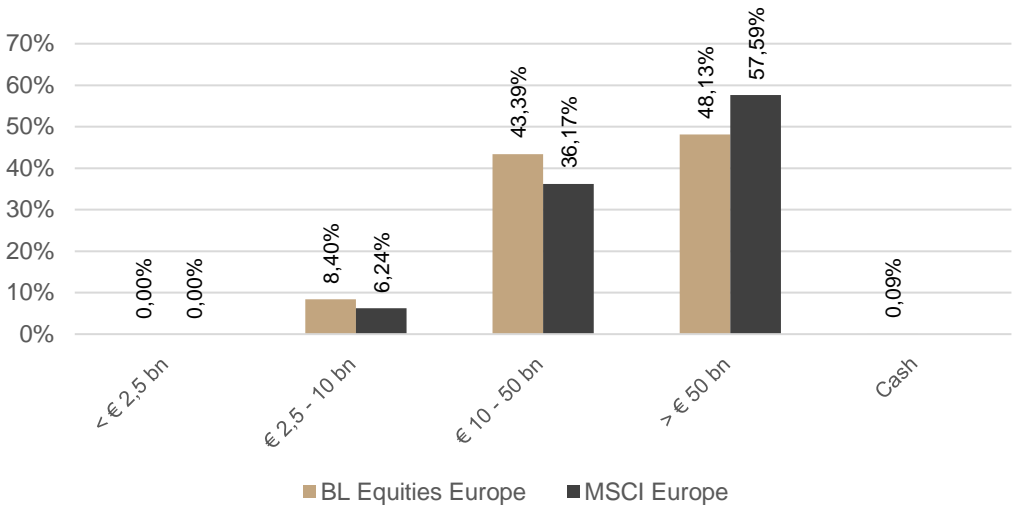
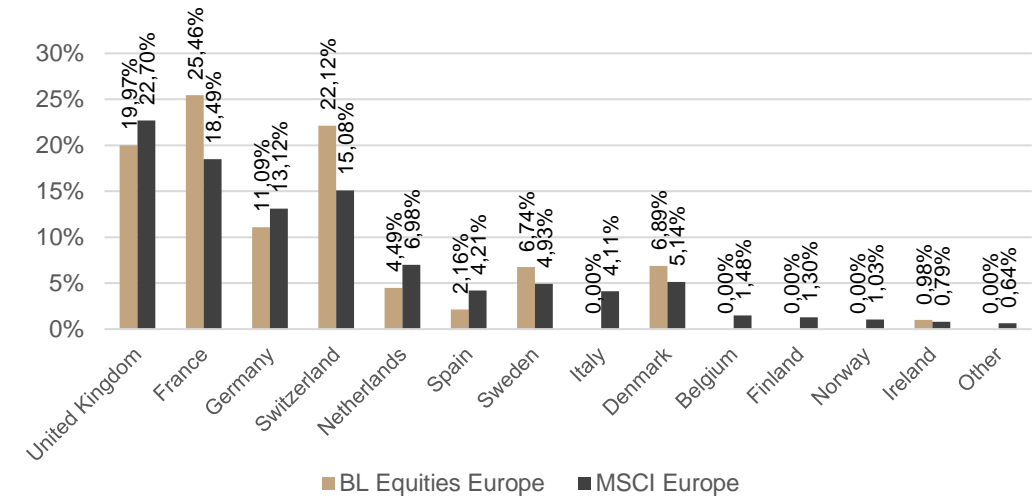
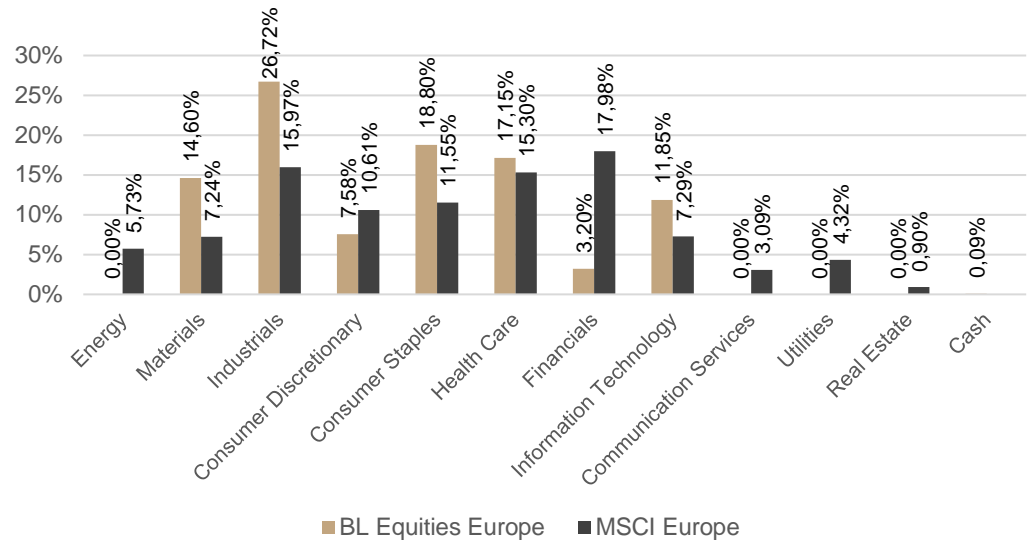
no transactions

Investments sold in December

no transactions

Currency Allocation

EUR	46,7%
CHF	22,1%
GBp	17,5%
DKK	6,9%
SEK	6,7%
Cash	0,1%



Investor Type	Clean Share	Eligibility Restrictions	Share class	Currency	Currency Hedging	Income	Mgmt fee	On-going Charges	SRI	ISIN	Bloomberg Ticker
Retail	No	No	A	EUR	No	Dis	1,25%	1,41%	4	LU0439765081	BLEQEU LX
Retail	No	No	B	EUR	No	Cap	1,25%	1,41%	4	LU0093570330	BLE4725 LX
Retail	No	No	B CHF Hedged	CHF	Yes	Cap	1,25%	1,40%	4	LU1305477884	BLEQBCH LX
Retail	No	No	B USD Hedged	USD	Yes	Cap	1,25%	1,40%	4	LU1273297371	BLEQEUC LX
Retail	Yes	Yes	AM	EUR	No	Dis	0,85%	1,01%	4	LU1484141491	BLEQAMD LX
Retail	Yes	Yes	BM	EUR	No	Cap	0,85%	1,00%	4	LU1484141574	BLEQEBM LX
Retail	Yes	Yes	BM CHF Hedged	CHF	Yes	Cap	0,85%	1,00%	4	LU1484141657	BLEQBMC LX
Retail	Yes	Yes	BM USD Hedged	USD	Yes	Cap	0,85%	1,00%	4	LU1484141731	BLEQBMU LX
Institutional	No	Yes	BI	EUR	No	Cap	0,60%	0,72%	4	LU0439765321	BLEQEIC LX

Management Report

29/12/2023

The European markets continued their November rebound, gaining 3.71% in December, reversing the August-October fall in share prices and pushing the MSCI Europe Net Total Return to an all-time high at the end of the year. The main drivers behind November's share price rises were the continued slowdown in inflation, the status quo in the Fed's and ECB's monetary policies, and hopes of a soft landing for the US economy in 2024.

BL Equities Europe gained 4.28% in December. In line with the market trend, the portfolio was buoyed by its industrial and speciality chemicals stocks, the main contributors being Assa Abloy, Sika, Hexagon, Croda and Legrand. The main detractors from the month's performance were SAP, Symrise, Adidas, Coloplast and SGS.

The position in Infineon was strengthened during the month. The investment was financed by profit-taking on SAP and Assa Abloy and by a slight reduction in the position in Unilever.

	BL Equities Europe	MSCI Europe
ESG Score	6,2	6,0
Environmental	6,5	6,5
Carbon Emissions Intensity	70,8 (100%)	93,4 (100%)
Climate Change Theme Score	9,5 (100%)	9,0 (100%)
Social	5,5	5,2
Human Capital Theme Score	5,5 (100%)	5,4 (100%)
Severe Labor Management Controversies	3,57% (100%)	8,27% (100%)
Governance	6,7	6,4
Corporate Governance Theme Score	7,7 (100%)	7,6 (100%)
Global Norms		
UN Global Compact Signatories	74% (100%)	69% (100%)
UN Global Compact Watchlist	6,7% (100%)	14,2% (100%)
UN Global Compact Fail	0,00% (100%)	0,59% (100%)

Scores / 10
(%): Data Coverage
The fund excludes the 20% worst performing companies in terms of ESG from its investment universe
The objectives in terms of impact indicators are to outperform the relevant market index over the long term (specific commitment to the Carbon Intensity and Corporate Governance Theme Score indicators).

ESG Methodology

PRE INVESTMENT

Exclusions (BLI's general policy):

- Companies
 - Active in the production of **controversial weapons**
 - Included in the **Global Coal Exit List**
- Companies not complying with the Principles of the **UN Global Compact (*)**
- Companies involved in **highly severe controversies** (red flag) (*)

Reduction of the universe by 20%: exclusion of companies with an ESG rating below BBB *

INTRA INVESTMENT

ESG Integration

→ **Integration of ESG factors in the valuation process**

- Increase / Reduction of Cost of equity depending on ESG rating (*)

ESG Rating	Impact on Cost of Equity
CCC	~0,55%
BB	~0,45%
BBB	~0,30%
A	~0,15%
AA	~0,00%
AAA	~-0,15%

POST INVESTMENT

Voting policy

→ As an active investor, BLI votes at the annual meetings of invested companies

Engagement policy

→ BLI initiates an active engagement policy with invested companies.

→ Focus is on defined impact factors as well as wider ESG topics.

Controversies follow-up: Ongoing monitoring of analysed controversies to assess realised progress

monthly and annual **monitoring of impact indicators** on E, S and G factors and on respect for human rights (UN GC)

(*) ESG ratings and data are sourced from the specialised MSCI ESG Manager database

Investment Approach

Investment Principles

Limit investment losses

The value of an investment that has lost 50% must double to recover incurred losses
Avoiding losses is more important than generating extraordinary gains

Control company specific risk

Risks arise when the parameters of an investment are not properly understood
We avoid investing in companies we do not fully understand

Valuation monitoring

The price paid for an investment determines its potential return
We monitor the margin of safety to minimize the likelihood of suffering losses on our investments

Consideration of an entire market cycle

Foregoing part of potential gains in strongly rising markets pays dividends in falling markets
Our objective is to outperform the relevant benchmark through an entire market cycle.

Benchmark agnostic

The market reference is solely used for performance measurement principles
Owing to the active investment approach of our portfolio management, the portfolio structure deviates strongly from that of the benchmark.

Equity Investment Approach: Business-Like Investing

We consider an equity investment as a long-term participation in a business. The companies we target enjoy a sustainable competitive advantage that differentiates them from their competitors. They need to show an attractive return profile and generate high and consistent levels of free cash-flow.

Quality

In the first step of our investment process, we perform an in-depth review of the targeted company's business model in order to identify its competitive advantage. Differentiation through a competitive advantage creates entry barriers against competitors and enables a company to better execute its strategy. In the second step we analyse whether the competitive advantage translates into high ROCE and whether the company generates consistent cash-flow. We analyse the maintenance capex requirements of the targeted companies to make sure that the generated cash-flow is not absorbed by investments needs to sustain its current business operations. We emphasize the analysis of the balance sheet and look for companies with a low level of gearing through the cycle. In the third step, we analyse how the targeted company has used and will use its capital. The company's management faces the following options: investment in current business activities, development of new activities, takeovers, dividend payments, stock buybacks or debt repayments. Only companies that meet our investment criteria are considered for inclusion into our portfolios, which may lead to significant deviations from the market benchmarks.

Valuation

Investments may lead to important capital losses if the price paid for the investment is too high. To avoid this pitfall, we derive a fair value for each targeted company prior to investing. This fair value is based on the company's normalised free cash-flow and serves as reference point for our buy and sell discipline. We invest in a company, when its stock price offers the most attractive margin of safety, taking into account its development prospects.

Portfolio characteristics

BL-Equities Europe invests in a focused selection of European companies. Targeted companies are typically among the top-3 in their respective markets and offer favourable development prospects. We construct a concentrated portfolio of approximately 35 positions, which allows us to have a good handle of each individual investment, to express our convictions and to minimise errors. Our investment process singles out companies that stand out against their competitors - through an added value product or service, through a good corporate strategy and production process, which underscores high levels of profitability and a healthy financial situation. Portfolio candidates need to enjoy favourable sales growth and / or margin progression prospects.

Our investment choices lead to significant and structural deviations from the fund's relevant market (MSCI Europe NR). We do not invest in all sectors that are represented in the market index. We identify most investment opportunities in the consumer, industrial, health care, chemical and technology sectors. Conversely, there are sectors like financials, utilities or telecom, where we find few - if any - companies that meet our investment criteria. The fund's geographical focus is biased towards Switzerland, Germany, France, Sweden, Denmark and the UK. In terms of market capitalisations, 3/4 of the portfolio are usually invested in companies with a market cap between € 2 and 50 bn.

Our investment strategy has a long-term orientation: our investment cases are constructed with a 3 to 5-year investment horizon. When implementing our bottom-up investment strategy, we do not consider any short term macroeconomic views. Owing to this approach, portfolio turnover rate is low: 25% annual turnover rate is to be expected on average. When making an investment, we are wary of valuation levels of each individual company: at investment, the market price needs to offer a discount against the company's fair value (margin of safety). The average valuation level of the portfolio is also closely monitored.

Portfolio construction rests on three main pillars: the stable core portfolio consists of well-established companies. It is complemented by pockets consisting of growth franchises (focus on growth prospects) and of special situations (focus on turnaround of fundamentals). The portfolio structure is the outcome of individual bottom-up investment opportunities without consideration of the fund's relevant benchmark structure. The weight given to each security in the portfolio is a function of their valuation level, stock liquidity and our level of conviction in the investment thesis. We are mindful of a sound diversification of the

Legal Information

This document is issued by BLI - Banque de Luxembourg Investments ("BLI"). It refers directly or indirectly to one or more financial products (the "Financial Product") and constitutes a marketing communication within the meaning of Regulation (EU) 2019/1156 of 20 June 2019 on facilitating cross-border distribution of collective investment undertakings. Economic and financial information contained in this publication is provided for information purposes only based on information known at the date of publication. This information does not constitute investment advice, an investment recommendation or a solicitation to invest and should not be understood as legal or tax advice. No warranty is given as to the accuracy, reliability, timeliness or completeness of this information.

BLI draws the attention of any recipient of this document on the need to use with the utmost caution all information relating to a Financial Product, in particular that relating to the performance of such Financial Product:

- ☐ Where applicable, any scenarios relating to future performance in this document are an estimate of such future performance based on evidence from the past on how the value of this Financial Product varies and/or current market conditions. They are not an exact indicator and what you will get will vary depending on how the market performs and how long you keep the Financial Product.
- ☐ Conversely, the past performance of the Financial Product does not predict its future returns.

In general, BLI does not assume any responsibility for the future performance of these Financial Products and will not be liable for any decision that an investor may make based on this information. Interested persons should ensure that they understand all the risks inherent in their investment decisions and should refrain from investing until they have carefully assessed, in collaboration with their own advisors, the suitability of their investments to their specific financial situation, in particular with regard to legal, tax and accounting aspects.

They must, moreover, consider all the characteristics and objectives of the Financial Product, in particular where it refers to sustainability aspects in accordance with Regulation (EU) 2019/2088 of the European Parliament and of the Council of 27 November 2019 on sustainability-related disclosures in the financial services sector.

Subscriptions in a Financial Product are only permitted on the basis of its current prospectus, Key Information Document (KID) and the latest annual or semi-annual report (the "Documents"). The Documents are available free of charge at BLI's registered office at regular business hours. All the Documents, including the sustainability information and the summary of investor's rights, are available on BLI's website at www.bli.lu

Any reproduction of this document is subject to the prior written consent of BLI.

Specific Information concerning MSCI Data:

All MSCI data is provided "as is". Neither MSCI nor any other party involved in or related to compiling, computing or creating the MSCI data makes any express or implied warranties or representations with respect to such data (or the result to be obtained by the use thereof) and all such parties hereby expressly disclaim all warranties of originality, accuracy, completeness, merchantability or fitness for a particular purpose with respect to any such data. Without limiting any of the foregoing, in no event shall MSCI, any of its affiliates or any third party involved in or related to compiling, computing or creating the data have any liability for any direct, indirect, special punitive, consequential or any other damages (including lost profits) even if notified of the possibility of such damages. No further distribution or dissemination of the MSCI data is permitted without MSCI's express written consent.

Specific Information concerning GICS Data:

The Global Industry Classification Standard ("GICS") was developed by and is the exclusive property and a service mark of MSCI Inc. ("MSCI") and Standard and Poor's, a division of The McGraw-Hill Companies, Inc. ("S&P") and is licensed to use by Banque de Luxembourg S.A.. Neither MSCI, S&P nor any third party involved in making or compiling the GICS or any GICS classifications makes any express or implied warranties or representations with respect to such standard or classification (or the results to be obtained by the use thereof), and all such parties hereby expressly disclaim all warranties of originality, accuracy, completeness, merchantability and fitness for a particular purpose with respect to any of such standard or classification. Without limiting any of the foregoing, in no event shall MSCI, S&P, any of their affiliates or any third party involved in making or compiling the GICS or any GICS classification have any liability for any direct, indirect, special, punitive, consequential or any other damages (including lost profits) even if noticed of the possibility of such damages.

Specific Information for Switzerland:

Legal documentation of the fund may be obtained, free of charge, at the offices of the Swiss representative, CACEIS (Switzerland) S.A., 7-9, Chemin de Précossy, CH-1260 Nyon, Switzerland, in accordance with the provisions of the Swiss Collective Investment Schemes Act of 23 June 2006 ("CISA").

The SICAV has appointed Banque CIC (Suisse) SA, Marktplatz 13, CH-4001 Bâle, Switzerland to act as paying agent for Switzerland.

The present document may be distributed to Swiss qualified investors.

Specific Information for France:

The present document may be distributed to French professional investors.